



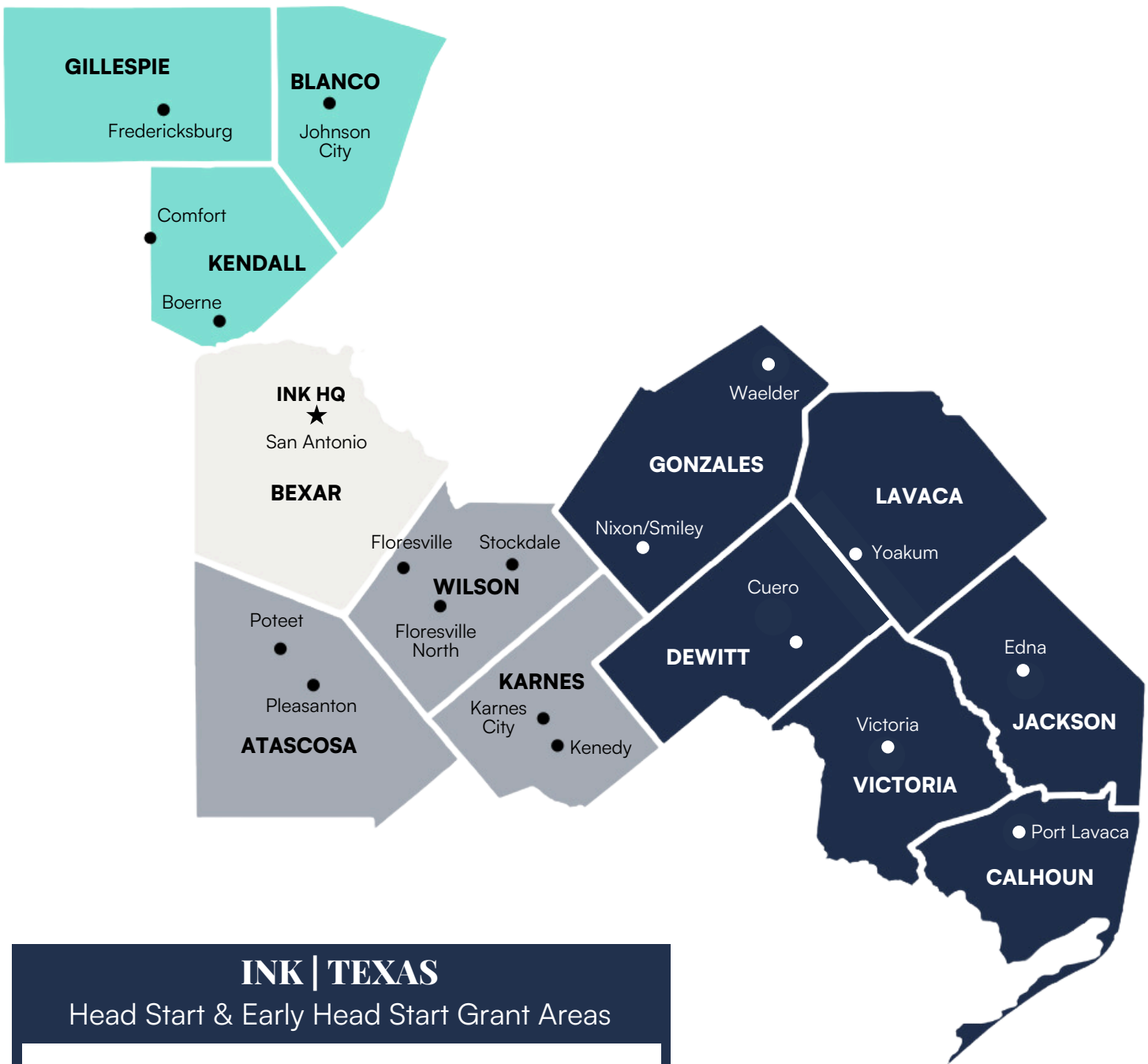
ANNUAL REPORT

2023-2024

CONTENTS





- 3 Service Area
- 6 Program Governance
- 7 Note from the Executive Director
- 8 Administration
- 9 Program Stats & Demographics
- 10 Health and Nutrition
- 11 Family and Community Engagement
- 13 Center Education Data by Grant

SERVICE AREA



INK | TEXAS

Head Start & Early Head Start Grant Areas



-  JVL-CDG | Head Start, Early Head Start, CCP
-  Stonewall | Head Start & Early Head Start
-  AKW | Head Start & Early Head Start
-  INK Headquarters

SERVICE AREA



INK | LOUISIANA

Head Start & Early Head Start Grant Areas

-  Ouachita Parish | Head Start, Early Head Start
-  Lincoln Parish | Head Start & Early Head Start

SERVICE AREA



INK | ALABAMA

Head Start & Early Head Start Grant Areas

 Walker County | Head Start & Early Head Start

PROGRAM GOVERNANCE

Our program governance provides the infrastructure to ensure the program management demonstrates care, prudence, and good business judgment. Our Board of Directors and Policy Council membership is responsible for acting in the interest of the children, the organization, and the Head Start program: safeguarding the organization's mission, preserving the program intent, and monitoring adherence to the law.



George Cowden, III

*Chairman & Secretary
(Legal Expert)*



Jesse J. Flores

Treasurer



Doug Browne

(Fiscal Expert)



NOTE FROM THE EXECUTIVE DIRECTOR

Dear Friends, Partners, and Supporters of INK,

It is with great pride and gratitude that I welcome you to the 2023-2024 Annual Report for the Innovative Network of Knowledge (INK). This year has been one of profound growth, deepened impact, and steadfast commitment to our mission of ensuring high-quality early childhood education for the children and families we serve.



As an organization built on innovation and driven by research-based practices, INK has continued to expand its reach across Texas, Louisiana, and Alabama, providing transformative learning experiences through our JVL Head Start, JVL Early Head Start, JVL CCP, Stonewall Head Start & Early Head Start, AKW Head Start & Early Head Start, Ouachita Parish Head Start & Early Head Start, and Walker County Early Head Start programs. Across these regions, we remain committed to fostering equitable opportunities that empower children, engage families, and strengthen communities.

This progress would not be possible without the unwavering dedication of our Board of Directors, whose vision and active participation continue to propel INK forward. Their commitment to strategic growth and excellence in early childhood education has enabled us to expand access, enhance program quality, and develop innovative approaches that meet the evolving needs of children and families. We extend our deepest appreciation for their leadership and steadfast support.

Additionally, this year, we were proud to welcome Angela Alonzo-Zaiontz as our new Deputy Executive Director. Angela joins INK with a Master's in Educational Leadership from Texas Tech University and over a decade of experience in transformative and growth-centered leadership. Her expertise in organizational development and strategic innovation will undoubtedly strengthen INK's impact as we continue our upward trajectory.

As we reflect on the past year and look ahead to the future, we remain steadfast in our commitment to equity, excellence, and innovation in early childhood education. We are grateful for the collective efforts of our dedicated staff, partners, families, and supporters who share our vision of ensuring every child has the foundation to thrive, learn, and succeed.

Thank you for being part of this journey. Together, we are shaping a brighter future for the next generation.

With gratitude and determination,

A handwritten signature in blue ink, appearing to read 'D Shetter', with a stylized, flowing script.

Dr. Denise Shetter




Executive Director, Innovative Network of Knowledge

ADMINISTRATION







Revenue and Expenses

Description	Head Start Admin	National School Lunch Program	AKW HS & EHS	Stonewall & Kendall	EHS Child Care Partnership	JVL CDG HS & EHS	Ouachita HS & EHS	Alabama HS & EHS	Instructional Learning	Community Services
Program Revenue:										
4036 TDH Food Program Revenue	-	411,808	-	-	-	-	-	-	-	153,052
4085 State Revenue	-	-	-	-	-	-	-	-	-	-
4086 Federal Revenue	-	-	3,583,986	1,929,361	3,803,145	4,634,007	6,137,934	3,424,500	-	-
4250 Fees for Service	-	-	-	-	-	-	-	-	34,025	-
4530 Intercompany Revenue	358,111	-	-	-	-	-	-	-	80,008	-
4540 Interest, Dividends, and Other Income	90,503	-	-	-	-	60,000	-	-	-	-
4550 - Match Revenue	-	-	978,578	868,376	303,252	2,305,836	1,006,535	227,796	-	-
Total Revenues	448,614	411,808	4,562,564	2,797,737	4,106,397	6,999,844	7,144,470	3,652,296	114,033	153,052
Expenses:										
5010 Salaries & Wages	249,168	55,414	1,460,069	623,620	1,957,600	1,867,960	2,739,698	794,597	56,607	44,751
5015 Contract Labor	44,000	-	441,216	544,681	8,226	1,174,720	156,278	10,566	20,745	4,160
5020 Employee Benefits & Payroll Taxes	38,321	16,324	336,774	135,414	536,075	457,170	758,001	189,863	12,282	6,798
5040 Scholarships & Family Assistance	-	-	-	-	-	-	-	-	-	5,600
5030 Medical Fee & Expenses	187	-	4,809	1,392	5,719	4,716	7,158	4,823	1,157	-
5045 Food	-	174,656	-	-	-	39	-	-	-	-
5050 Program Supplies	4,095	4,766	733,817	268,823	178,149	233,950	776,409	168,311	1,138	42,829
5060 Transportation & Travel	7,814	9,417	18,166	19,472	29,315	89,896	51,440	62,075	6,858	3,253
5070 Telephone & Utilities	1,965	-	57,441	17,775	81,156	72,297	104,356	24,049	-	2,149
5080 Equipment & Building Maintenance	7,957	-	79,624	36,498	142,324	39,082	526,520	1,319,276	18,000	24,334
5090 Insurance	11,990	-	39,755	21,787	22,205	51,112	39,967	5,126	95	12
5100 Professional Fees	14,401	-	12,591	8,795	9,218	20,446	18,984	3,363	-	-
5200 Building & Vehicle Leases	-	-	20,858	44,510	325,283	111,988	114,331	89,534	-	5,535
5210 Meetings, Training & Retreats	-	-	37,900	27,159	55,368	29,732	53,325	27,444	-	1,055
5225 Match Expenses	-	-	978,578	868,376	303,252	2,305,836	1,006,535	227,796	-	-
5300 Miscellaneous	281	-	9,783	6,400	9,269	7,936	32,789	13,281	8,453	1,642
5400 Depreciation & Amortization	36,546	-	18,552	78,154	253,222	172,508	212,209	25,242	-	-
5910 Indirect Expense	-	6,510	279,001	172,819	304,543	405,359	493,066	262,155	-	12,507
Total Expenses w/Indirect	416,724	267,087	4,528,935	2,875,675	4,220,925	7,044,747	7,091,069	3,227,502	125,335	154,625
Net Surplus / (Deficit)	31,890	144,721	33,629	(77,938)	(114,528)	(44,903)	53,401	424,794	(11,302)	(1,572)
Less Capital Purchases	-	-	55,050	1,730	137,221	131,082	269,130	452,068	-	-
Net Surplus / (Deficit)	31,890	144,721	(21,421)	(79,668)	(251,749)	(175,986)	(215,729)	(27,274)	(11,302)	(1,572)



PROGRAM STATS & DEMOGRAPHICS

	AKW EHS	AKW HS	Stonewall EHS	Stonewall HS	JVL EHS CCP	JVL EHS	JVL HS	OPLA EHS	OPLA HS	Alabama
 Total Funded Enrollment	315	315	36	134	160	72	317	112	300	80
 Children & Mother's Served	-	-	-	-	-	-	-	-	-	-
 Average Monthly Enrollment	100	153	38	138	231	87	377	80	151	95

Eligible Children Served

	AKW EHS	AKW HS	Stonewall EHS	Stonewall HS	JVL EHS CCP	JVL EHS	JVL HS	OPLA EHS	OPLA HS	Alabama
 Income	34	48	20	67	50	11	78	21	9	14
 Public Assistance	54	62	14	29	163	71	277	55	130	71
 Foster Child	3	1	1	1	5	0	3	0	0	1
 Homeless	2	1	1	3	2	1	10	4	9	4
 Over Income	2	15	3	9	8	3	9	0	0	7
 Over-Over Income	5	26	5	29	3	1	0	0	3	1

HEALTH AND NUTRITION




	AKW EHS	AKW HS	Stonewall EHS	Stonewall HS	JVL EHS CCP	JVL EHS	JVL HS	OPLA EHS	OPLA HS	Alabama
 Number of Children Up to Date on Health Care at EOY	100	153	15	93	118	37	377	72	119	76
 Number Received Dental Exam	100	152	18	135	198	87	351	68	151	51








FAMILY & COMMUNITY ENGAGEMENT

Family Services

	AKW EHS	AKW HS	Stonewall EHS	Stonewall HS	JVL EHS CCP	JVL EHS	JVL HS	OPLA EHS	OPLA HS	Alabama
 Emergency/ Crisis Intervention	2	1	4	45	70	26	173	2	32	2
 Housing Assistance	1	1	1	30	21	7	56	4	2	3
 Asset Building Services	-	-	-	10	-	-	-	-	-	-
 Mental Health Services	79	145	-	2	4	1	37	1	3	-
 Substance Misuse Prevention	-	-	-	-	-	-	-	-	-	-
 ESL Training	-	-	1	10	-	-	1	-	-	-
 Ed/Job Program Enrollment	-	-	1	4	8	-	30	2	-	-
 Research Based Parenting Curriculum	79	145	32	130	-	-	-	-	-	-
 Child Progress Discussions	79	145	32	130	-	-	-	-	-	82
 Transitions	24	63	5	64	-	-	-	22	52	-
 Medical and Oral Health	79	145	6	130	-	-	-	-	-	60
 Tobacco Cessation	-	-	-	-	-	-	-	-	-	-
 Nutrition	79	145	5	25	178	-	-	-	3	-

	AKW EHS	AKW HS	Stonewall EHS	Stonewall HS	JVL EHS CCP	JVL EHS	JVL HS	OPLA EHS	OPLA HS	Alabama
 Postpartum Care	-	-	4	-	-	-	-	-	-	-
 Marriage/Relationship Education	-	-	1	-	-	-	-	-	-	-
 Assistance to Families of Incarcerated Individuals	-	-	-	-	-	-	-	-	-	-

Father Engagement

	AKW EHS	AKW HS	Stonewall EHS	Stonewall HS	JVL EHS CCP	JVL EHS	JVL HS	OPLA EHS	OPLA HS	Alabama
 Family Assessment	5	6	3	9	16	4	44	-	-	10
 Goal Setting	8	6	4	11	12	5	33	-	3	8
 Development Experiences	5	6	32	21	13	2	40	6	-	18
 Program Governance	-	-	-	1	5	1	12	-	-	-
 Parenting Education	4	1	1	4	12	3	7	-	-	-

CENTER EDUCATION

DATA BY GRANT

CLI | Texas | Head Start

The Circle Progress Monitoring assessment from CLI Engage uses three assessment periods—Wave 1 (BOY) at the start of the year to establish a baseline, Wave 2 (MOY) mid-year to track progress, and Wave 3 (EOY) at the end to evaluate overall growth. Our team utilizes the data collected during these waves to individualize instruction, support school readiness, and engage families in their child's learning.

Grant	Area	Wave 1	Wave 3
AKW	Physical Development & Health	28%	37%
AKW	Approaches to Learning	16%	44%
AKW	Social and Emotional Behaviors	26%	38%
AKW	Cognition	61%	76%
AKW	Phonological Awareness	55%	59%
JVLCDG	Physical Development & Health	81%	69%
JVLCDG	Approaches to Learning	82%	74%
JVLCDG	Social and Emotional Behaviors	80%	85%
JVLCDG	Cognition	74%	80%
JVLCDG	Phonological Awareness	60%	61%
Stonewall	Physical Development & Health	95%	97%
Stonewall	Approaches to Learning	98%	97%
Stonewall	Social and Emotional Behaviors	99%	88%
Stonewall	Cognition	84%	88%
Stonewall	Phonological Awareness	81%	69%

CENTER EDUCATION

DATA BY GRANT

TS GOLD | Louisiana | Head Start

Teaching Strategies GOLD is a research-based assessment for children from birth to kindergarten. INK uses this observational assessment system to track development in social-emotional, physical, language, cognitive, literacy, and math skills. Our team gathers data to tailor instruction, promote school readiness, and involve families in learning.

Grant	Area	Q1	Q3
Louisiana	Social-Emotional	58%	82%
Louisiana	Physical	53%	84%
Louisiana	Language	46%	72%
Louisiana	Cognitive	60%	81%
Louisiana	Literacy	55%	82%
Louisiana	Mathematics	63%	79%

DRDP | Alabama | Early Head Start

The Desired Results Developmental Profile (DRDP) is an observation-based assessment that measures infant and toddler development. INK uses DRDP to track progress in key areas like physical health, learning approaches, social-emotional skills, cognition, and phonological awareness. Our team conducts observations to personalize instruction, promote school readiness, and involve families in early learning.

Area	Responding Earlier	Responding Later	Exploring Earlier	Exploring Middle	Exploring Later	Building Earlier
Approaches to Learning	10%	18%	21%	0%	21%	11%
Social & Emotional Behaviors	13%	20%	21%	0%	17%	9%
Language & Literacy	15%	9%	17%	13%	15%	10%
Cognition, Including Math & Science	20%	18%	18%	2%	12%	9%
Physical Development & Health	9%	11%	13%	15%	17%	15%